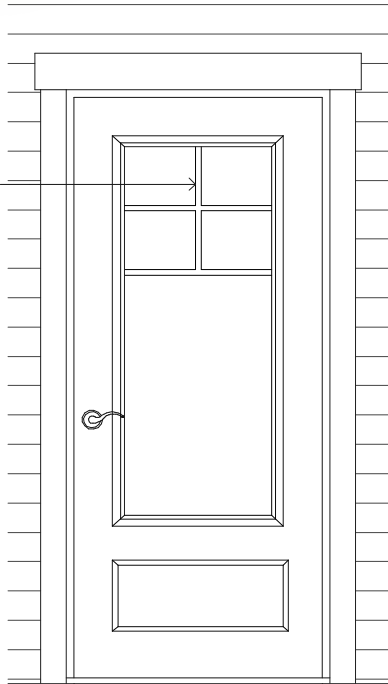


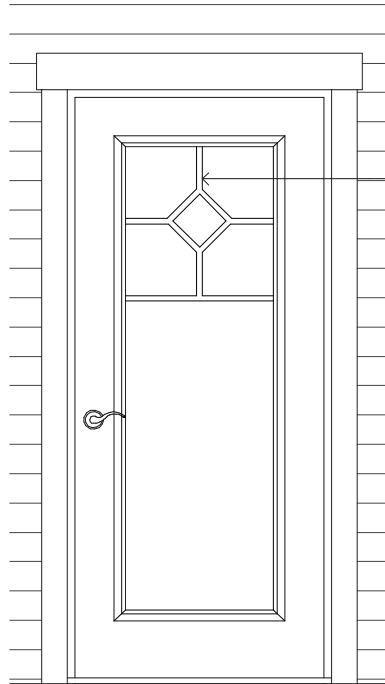


MUNTIN PATTERN
'SHINGLE' CROSSBAR

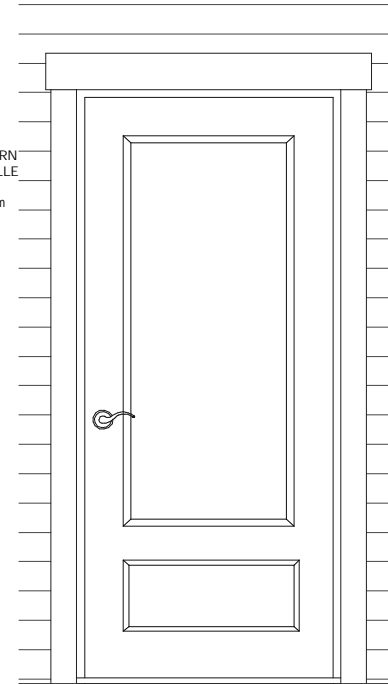


FRONT ENTRY
FIBERGLASS 2/3 LITE
BY THERMATRU
www.thermatru.com

MUNTIN PATTERN
'DIAMOND GRILLE'
BY DECRALITE
www.cgpglass.com



REAR DOOR
STEEL FULL-LITE
BY THERMATRU
www.thermatru.com



SERVICE DOOR
STEEL 2-PANEL
BY THERMATRU
www.thermatru.com

EXTERIOR DOOR DETAILS

NO	DATE	ISSUE DESCRIPTION
1		
2		
3		
4		
5		
6		



H o m e s c a p e
design group
6250 Jupiter Avenue, Suite B
Belmont, NJ 49306
www.homeescapecommunities.com

LICENSE AGREEMENT No.: 00001
© HOMESCAPE COMMUNITIES, 2006

EXTERIOR
DOOR
DETAILS
'SHINGLE STYLE'

NOT TO SCALE

S1.9